


SPIRIT

700



POSSIBLE CONFIGURATION

Basic bow configuration




Optional bow configuration



Optional bow configuration



Optional bow configuration with Sundeck



POSSIBLE CONFIGURATION

Basic bow configuration



Optional bow configuration



Optional bow configuration



Configuration behind driver and passenger seats

Basic configuration: folding seat version
(reverse seat located behind passenger and driver seats)



Optional configuration: with fixed seat (seat on fixed box storage)



Optional configuration: with hob and washbasin



SPIRIT
700

ALUMINUM HARD TOP



SPIRIT 700
without Hard Top



SPIRIT
700

TUBE DESIGN

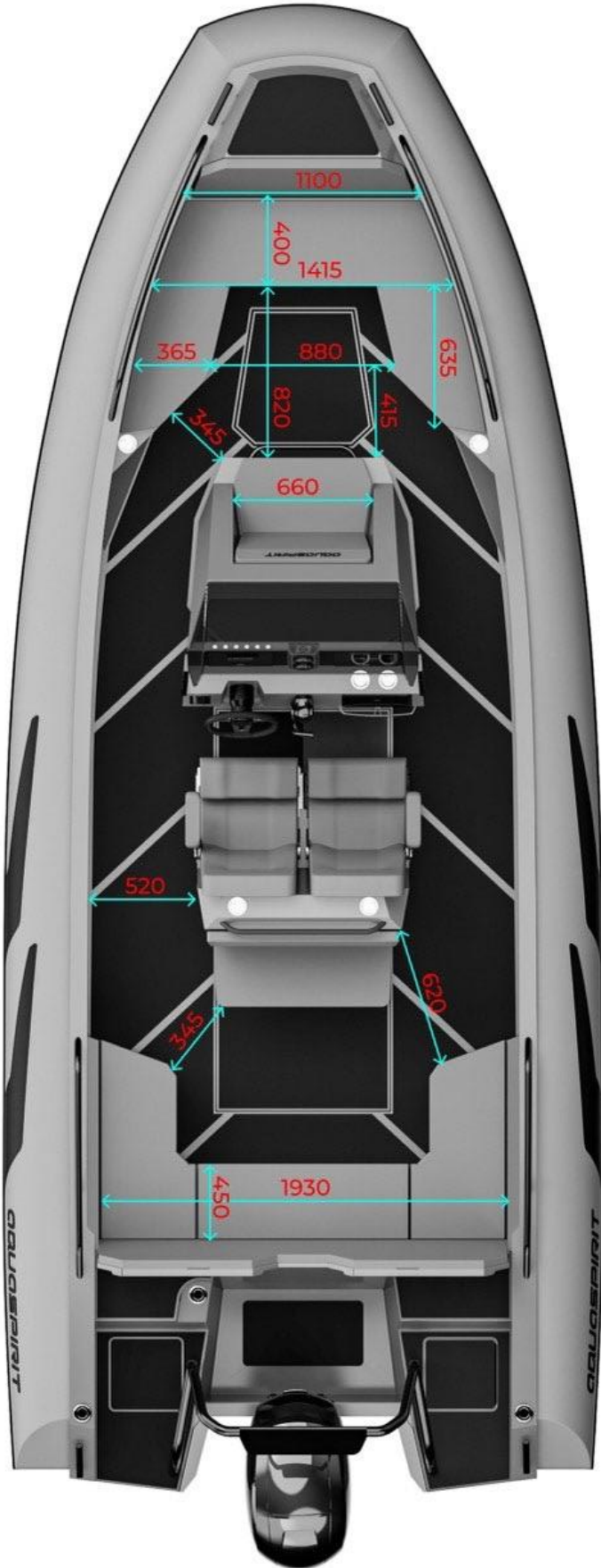


SPIRIT
700

COLOR SOLUTIONS



PRELIMINARY DIMENSIONS



BASIC EQUIPMENT



Deep V aluminum hull, 21°

Hydraulic steering system

PVC deck covering

Storage lockers

Hull ventilation system

Self-draining cockpit

Built in fuel tank (300L)

Electric pump (12V)

Automatic bilge pump

Battery container

Ladder

Bow platform

Set of cushions (as shown on the picture above)

Navigation lights

Rails

PRELIMINARY LIST OF ADDITIONAL EQUIPMENT

- Forced pump in cockpit
- Sea horn
- Hard TOP (aluminum)
- Hard TOP (aluminum with skylights)
- Extended sun canopy (rear solar roof)
- Rollbar with ski binding
- Engine protection
- Bow configuration of space
- Rear Sundeck
- Bow Sundeck
- Folding rear table
- Flooring SEADEK : deck only
- Flooring SEADEK : deck + sides
- LED lighting (cockpit and storages)
- Overall cover
- Console cover
- Anchor with lifting mechanism
- Fridge
- Chemical toilet (bio toilet)
- Freshwater shower system (47L)
- Stereo system with speakers (Fushion)
- Preparation for installing a small backup engine
- Preparation for installing an additional battery
- Coastal power system

